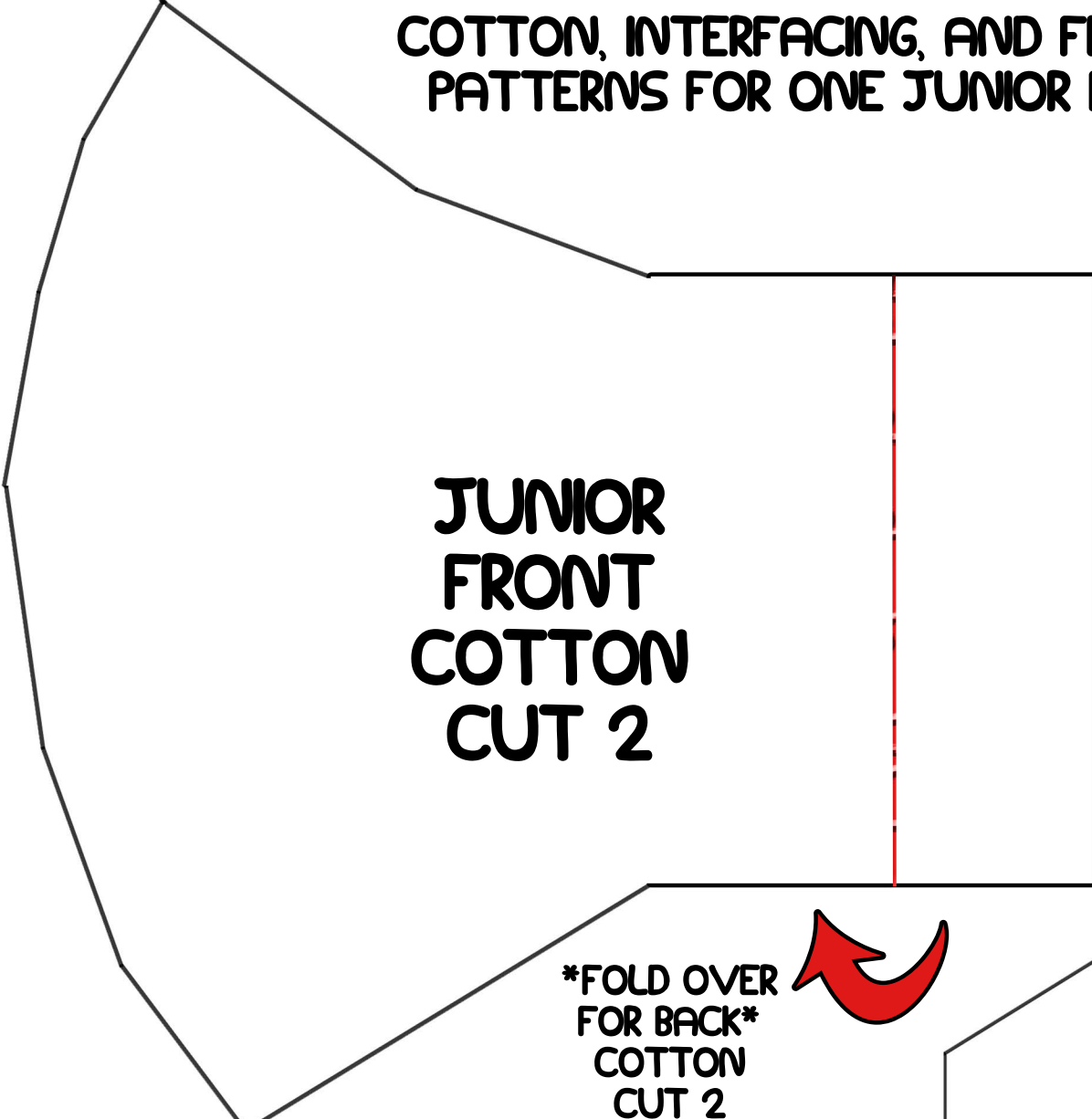



# COTTON, INTERFACING, AND FELTED WOOL PATTERNS FOR ONE JUNIOR FACE MASK



**JUNIOR  
FRONT  
COTTON  
CUT 2**

The pattern is a large, irregular shape representing the front of a face mask. It has a pointed top-left corner, a curved top edge, and a straight bottom edge. A vertical red dashed line is drawn near the right side, indicating a fold line.

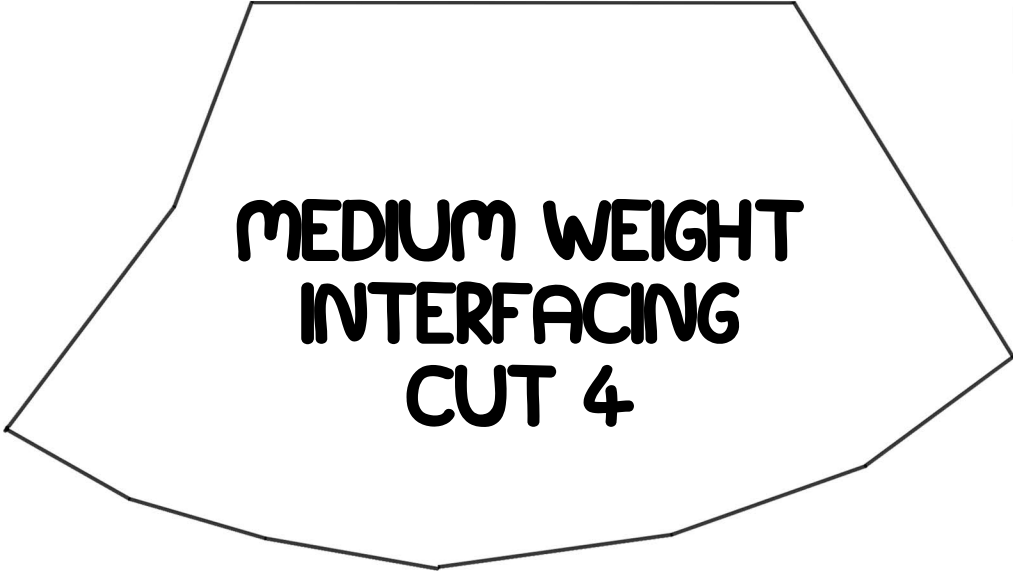
**\*FOLD OVER  
FOR BACK\*  
COTTON  
CUT 2**



**FELTED  
WOOL <sup>\*OPTIONAL</sup>  
CUT 2**

The pattern is a large, irregular shape representing the felted wool layer. It has a pointed top-right corner, a curved top edge, and a straight bottom edge. It is positioned to the right of the cotton pattern.

LAYER CAN BE REPLACED WITH KLEENEX



**MEDIUM WEIGHT  
INTERFACING  
CUT 4**

The pattern is a large, irregular shape representing the interfacing layer. It has a pointed top-left corner, a curved top edge, and a straight bottom edge. It is positioned below the cotton pattern.